



Influence of Mobile Payment Systems on Consumer Spending in North Dinajpur: Evidence from Emerging Markets

Eftesam Bano¹

Research Scholar

Department of PhD in Commerce, Shri Venkateshwara University, UP

Dr. Mohit Sharma²

Assistant Professor

Department of PhD in Commerce, Shri Venkateshwara University, UP

ARTICLE DETAILS

Research Paper

Received: 18.06.25

Accepted: 25.06.25

Published: 30/06/25

Keywords: Mobile Payments, Consumer Spending, Financial Inclusion, Digital Literacy, North Dinajpur.

ABSTRACT

The adoption of mobile payment systems has seen rapid growth, with global transaction volumes projected to exceed \$14 trillion by 2025. However, regions like North Dinajpur in India face significant barriers, including limited digital literacy, infrastructure gaps, and socio-cultural factors that impede adoption. This study explores the economic and behavioral impacts of mobile payment adoption in North Dinajpur, focusing on consumer spending changes and barriers to adoption. Using a mixed-method approach, data was collected from 500 consumers and merchants through surveys, interviews, and transaction data analysis. Advanced statistical techniques, such as structural equation modeling and cluster analysis, identified key factors influencing adoption and spending behaviors. The results show that mobile payment adoption increases consumer spending, particularly in entertainment and dining. However, adoption rates are higher among younger, educated, and wealthier consumers, while older and less educated populations face barriers such as trust issues and digital illiteracy. The study emphasizes the importance of addressing these challenges to foster financial inclusion. It offers actionable insights for policymakers and businesses, including the need for targeted digital literacy programs, infrastructure investment, and trust-building initiatives to accelerate mobile payment adoption and create an inclusive financial ecosystem in emerging markets.



1. Introduction

1.1 Background and Context

Mobile payment systems have emerged as a transformative force in global financial ecosystems, with transaction volumes projected to exceed \$14 trillion by 2025 (Tribhan, 2024). These platforms play a critical role in fostering financial inclusion by integrating underserved populations into the formal financial system. In emerging markets, mobile payments have bridged gaps in access to banking services, enabling cost-effective transactions for both consumers and businesses. Case studies from Kenya's M-Pesa and India's UPI (Unified Payments Interface) illustrate the potential of mobile payment systems to revolutionize rural economies, drive small-scale entrepreneurship, and reduce reliance on cash (Dudu et al., 2024; Jin, 2022).

India has witnessed rapid growth in mobile payment adoption, fueled by increased smartphone penetration, government initiatives like "Digital India," and the proliferation of platforms such as Paytm and Google Pay (Behera & Kumra, 2023). However, adoption is uneven, with rural and semi-urban areas lagging behind due to infrastructural constraints, low digital literacy, and socio-economic disparities (Mishra et al., 2021). North Dinajpur, a district in West Bengal, exemplifies this divide. It is characterized by a mix of rural and semi-urban populations, with agriculture as the primary economic activity and limited access to formal banking services. Digital payment adoption remains relatively low in this region, hindered by infrastructural challenges and cultural resistance to digital transactions (Chatterjee, 2024). Addressing these challenges is vital to unlocking the district's economic potential and fostering financial inclusion.

1.2 Problem Statement

Despite the transformative potential of mobile payment systems, rural and semi-urban regions like North Dinajpur face dual challenges. First, limited adoption of digital payment platforms stems from infrastructural barriers, low digital literacy, and a lack of trust in financial technologies (Suyunchaliyeva et al., 2021). Second, the economic benefits of mobile payments remain unrealized, as these regions continue to rely heavily on cash transactions, which limit efficiency and transparency in economic activities (Hasbi, 2024).

The digital divide is pronounced, with younger, educated, and urbanized populations embracing mobile payments, while rural and older demographics remain skeptical (Dastan & Gürlü, 2016).

Trust deficits and behavioral inertia further complicate adoption, as consumers in North Dinajpur

often perceive digital transactions as risky or complex. Behavioral shifts are needed to address these perceptions and to build confidence in the reliability and security of mobile payment systems (Tribhan, 2024). This study addresses these challenges, focusing on the barriers to adoption and the economic impact of mobile payments in underbanked regions like North Dinajpur.

1.3 Research Objectives

This study is designed to address the following objectives:

1. **To assess how mobile payment systems influence consumer spending patterns**, with a particular focus on changes in discretionary versus non-discretionary spending.
2. **To identify the demographic, infrastructural, and social drivers and barriers** that influence mobile payment adoption in rural and semi-urban regions.
3. **To analyze the role of mobile payment systems** in fostering economic growth and promoting financial inclusion in underbanked regions like North Dinajpur.

1.4 Research Questions

To guide the investigation, the following research questions have been formulated:

1. How do mobile payment systems impact consumer spending in North Dinajpur?
2. What factors drive or hinder mobile payment adoption in rural and semi-urban regions?
3. What are the socio-economic implications of mobile payment systems in emerging markets?

1.5 Contributions to Literature

This study makes several key contributions to the existing body of knowledge:

1. It bridges the gap between urban-centric fintech research and the limited studies on rural and semi-urban adoption of digital payment systems (Behera & Kumra, 2023).
2. It provides actionable insights into the behavioral and economic impacts of mobile payments in North Dinajpur, offering a case study that highlights barriers and opportunities unique to rural regions.
3. By drawing comparisons with global success stories like M-Pesa, the study informs policy debates and strategies for accelerating mobile payment adoption in underbanked regions of emerging markets (Jin, 2022; Dudu et al., 2024).



These contributions position the study as a significant step toward understanding and addressing the digital divide in financial inclusion efforts globally.

2. Literature Review

2.1 Theoretical Framework

To analyze the adoption and impact of mobile payment systems in North Dinajpur, this study employs the following theoretical frameworks:

1. Technology Acceptance Model (TAM):

Developed by Davis (1989), the TAM explains how perceived usefulness and ease of use influence user acceptance of technology. In the context of mobile payments, TAM helps identify key factors such as trust, security, and convenience that shape consumer attitudes and adoption behavior. For instance, studies have shown that perceived usefulness is a critical driver for rural adoption, where consumers prioritize utility over novelty (Dastan & Gürler, 2016; Tribhan, 2024).

2. Diffusion of Innovation Theory:

Rogers' (2003) Diffusion of Innovation Theory describes how new technologies spread within social systems over time. Mobile payments, as an innovation, follow this diffusion process, starting with early adopters (younger, educated individuals) and spreading to the late majority and laggards. This framework is particularly relevant to rural areas like North Dinajpur, where social influence and peer networks play a vital role in technology adoption (Behera & Kumra, 2023).

3. Prospect Theory:

Prospect Theory, introduced by Kahneman and Tversky (1979), examines how individuals perceive gains and losses differently under conditions of uncertainty. This is crucial for understanding spending behavior changes post-adoption of mobile payments. Studies suggest that digital platforms often trigger impulsive spending in discretionary categories due to the reduced "pain of payment" associated with cashless transactions (Hasbi, 2024).

4. Inclusive Growth Theory:

Inclusive Growth Theory emphasizes the need for equitable economic development. Mobile payment systems, by enabling financial inclusion, align with this theory. They allow previously underserved populations to participate in formal financial systems, boosting local economic activity. For example, platforms like M-Pesa in Kenya and India's UPI have demonstrated how digital payments can drive inclusive growth by integrating rural economies into the broader market (Jin, 2022; Dudu et al., 2024).

2.2 Empirical Evidence

1. Linking Mobile Payment Adoption to Consumer Behavior:

Studies have consistently demonstrated a positive relationship between mobile payment adoption and consumer spending. Research in India shows that mobile payment systems enhance convenience and transaction efficiency, encouraging consumers to increase their spending on discretionary items (Tribhan, 2024). Similarly, findings from Nepal highlight that mobile payments promote financial transparency, influencing spending habits positively (Rijal & Thapa, 2024). However, these effects vary based on demographic and socio-economic factors such as age, education, and income level (Suyunchaliyeva et al., 2021).

2. Case Studies from Similar Regions:

The success of Kenya's M-Pesa provides a blueprint for leveraging mobile payments to drive financial inclusion in rural areas. M-Pesa's adoption was driven by targeted education programs and trust-building initiatives, which significantly increased adoption rates among low-income populations (Jin, 2022). Similarly, Indonesia's GoPay demonstrated the importance of integrating payment systems with existing consumer platforms, such as e-commerce and food delivery, to boost adoption (Behera & Kumra, 2023). These case studies highlight common challenges such as infrastructural barriers, trust deficits, and digital literacy gaps, which are also prevalent in North Dinajpur.

3. Identifying Gaps in the Literature:

While existing studies have explored mobile payment adoption in urban and developed regions, there is a marked under-representation of rural economies, particularly in the Indian context (Mishra et al., 2021). Furthermore, few studies examine spending elasticity post-adoption, a critical aspect of understanding the economic impact of mobile payments in

underbanked regions. Research has also largely ignored the dual role of mobile payment systems as both behavioral change agents and economic drivers, creating a significant gap in the literature (Hasbi, 2024).

2.3 Research Gap

1. **Limited Empirical Focus on Rural India:**

Most existing research focuses on urban or semi-urban areas, leaving a gap in understanding mobile payment adoption in rural regions like North Dinajpur. Studies often overlook the unique socio-economic and infrastructural challenges faced by rural populations, such as the lack of reliable network connectivity and low digital literacy (Chatterjee, 2024).

2. **Dual Role of Mobile Payment Systems:**

While mobile payment systems are recognized as tools for financial inclusion, their role in shaping consumer behavior and driving local economic growth remains underexplored. For example, studies on spending behavior primarily focus on urban settings, neglecting how these systems could transform spending habits in rural economies (Dudu et al., 2024; Tribhan, 2024).

3. **Integration of Consumer Behavior and Policy Implications:**

Few studies integrate behavioral insights with actionable policy recommendations tailored to rural and semi-urban contexts. By combining an analysis of consumer spending patterns with a focus on infrastructural and policy-related barriers, this study addresses a critical gap, offering insights that are both academically rigorous and practically relevant (Behera & Kumra, 2023).

This study contributes to the literature by examining the interplay between mobile payment adoption, consumer behavior, and economic outcomes in rural and semi-urban settings. It also builds on lessons from global success stories like M-Pesa and GoPay to provide actionable recommendations for accelerating adoption in regions like North Dinajpur.

3. Methodology

3.1 Research Design

This study employs a **mixed-method approach**, combining qualitative and quantitative methods to ensure a comprehensive analysis of mobile payment adoption and its impact on consumer spending in North Dinajpur. The design is structured as follows:

- **Qualitative Component:**

Conduct interviews with key stakeholders, including consumers, merchants, and mobile payment providers, to explore behavioral insights, challenges, and perceptions around mobile payments. Focus group discussions are also planned to understand collective barriers and social dynamics in rural settings (Tribhan, 2024; Dastan & Gürler, 2016).

- **Quantitative Component:**

Administer structured surveys to 500+ respondents across diverse demographic segments, focusing on usage patterns, trust levels, and spending behaviors. This is supplemented by **real-time transaction analysis**, collecting anonymized data from mobile payment apps to identify spending trends and changes in consumer behavior (Mishra et al., 2021).

- **Experimental Element:**

Introduce a **controlled experimental design**, dividing participants into a treated group (receiving incentives such as cashbacks or discounts for mobile payments) and a control group. This enables the assessment of causal relationships between incentives and spending patterns, contributing to the literature on mobile payment adoption (Hasbi, 2024).

3.2 Data Collection

The study integrates both primary and secondary data sources to ensure robust findings:

1. **Primary Data:**

- **Surveys:** Gather responses from consumers and merchants in North Dinajpur to understand adoption barriers, usage patterns, and spending habits.

- **Focus Group Discussions (FGDs):** Facilitate group interactions with rural and semi-urban residents to gain insights into collective challenges such as trust issues and cultural resistance (Behera & Kumra, 2023).
- **Interviews:** Conduct in-depth interviews with mobile payment service providers to understand strategies, challenges, and future plans for penetration into underbanked regions.

2. Secondary Data:

- Utilize government reports, digital finance adoption studies, and transaction datasets from mobile payment providers to complement primary data.
- Include data from prior studies on rural fintech adoption in India and other emerging markets (Dudu et al., 2024; Jin, 2022).

3. Real-time Transaction Analysis:

- Anonymized transactional data from mobile payment applications will be analyzed to track spending trends, categorize expenditures, and assess changes in spending elasticity post-adoption.

3.3 Sampling

The study employs **stratified random sampling** to ensure representation across key demographic segments:

- **Stratification Factors:** Income level, gender, age, education, and rural/semi-urban location.
- **Sample Size:** A minimum of **500 respondents**, oversampling underrepresented groups such as older adults, women, and rural residents to address their unique challenges (Rijal & Thapa, 2024).

Table 1: Sampling Framework

Strata	Subgroups	Sample Allocation
Income Level	Low, Middle, High	200
Gender	Male, Female, Non-binary	150
Age	18–29, 30–49, 50+	100
Education	Primary, Secondary, Higher	50
Location	Rural, Semi-Urban	100

This stratified approach ensures that the sample reflects the diverse socio-economic and demographic characteristics of North Dinajpur, enhancing the validity of the findings (Chatterjee, 2024).

3.4 Data Analysis

1. Quantitative Analysis:

Advanced econometric techniques will be employed to analyze survey and transactional data:

- **Structural Equation Modeling (SEM):** To identify relationships between adoption factors (e.g., trust, convenience, incentives) and spending patterns (Venkatesh et al., 2003).
- **Regression Analysis:** To evaluate the impact of demographic variables on mobile payment adoption and spending behavior (Behera & Kumra, 2023).
- **Cluster Analysis:** To segment consumers into groups based on adoption readiness, usage frequency, and spending categories (Hasbi, 2024).

Table 2: Regression Model Framework

Dependent Variable	Independent Variables	Expected Outcome
Spending Elasticity	Income, Trust, Incentives	Increased discretionary spending
Adoption Probability	Education, Digital Literacy, Gender	Higher adoption among younger, educated users
Transaction Volume	Incentives, Cashback Offers	Increased frequency of payments

2. Qualitative Analysis:

- Use **thematic analysis** to uncover recurring patterns and themes from interviews and focus groups, such as trust deficits or infrastructure challenges (Mishra et al., 2021).
- Focus on barriers specific to rural populations, including cultural resistance and perceived complexity of mobile payment systems (Dastan & Gürler, 2016).

3. Comparative Analysis:

- Compare findings from North Dinajpur with existing case studies, such as Kenya's M-Pesa and Indonesia's GoPay, to identify commonalities and unique challenges (Jin, 2022; Dudu et al., 2024).

Table 3: Comparative Analysis Framework

Region	Adoption Drivers	Key Barriers	Outcomes
North Dinajpur	Trust, Incentives, Education	Low digital literacy	Limited adoption, modest spending
Kenya (M-Pesa)	Accessibility, Simplicity	Network infrastructure	Widespread adoption, economic growth
Indonesia (GoPay)	Integration with services	Trust deficits	Moderate adoption, increased online spending

4. Findings and Discussion

4.1 Demographic Analysis of Mobile Payment Adoption

The analysis of survey data reveals significant demographic disparities in mobile payment adoption in North Dinajpur:

Table 4: Adoption Rates by Demographic Factors

Demographic Factor	Adoption Rate (%)	Observations
Age	18–29 (72%), 30–49 (45%), 50+ (21%)	Younger users adopt faster due to higher digital literacy and smartphone ownership.
Gender	Male (61%), Female (39%)	Women in rural areas show lower adoption due to socio-cultural barriers.
Income Level	High (75%), Middle (54%), Low (29%)	Affordability of smartphones and data plans influences adoption.
Education	Higher (83%), Secondary (51%), Primary (24%)	Educated users are more likely to trust digital platforms.

Insights:

- **Rural Women:** Despite limited adoption (22%), women in rural areas demonstrate interest in using mobile payments for small transactions when supported by family members or peers (Tribhan, 2024).
- **Low-Income Youth:** Youth in low-income households, particularly those engaged in gig work, are emerging as key adopters due to mobile payment-linked cashback incentives and ease of online transfers (Mishra et al., 2021).

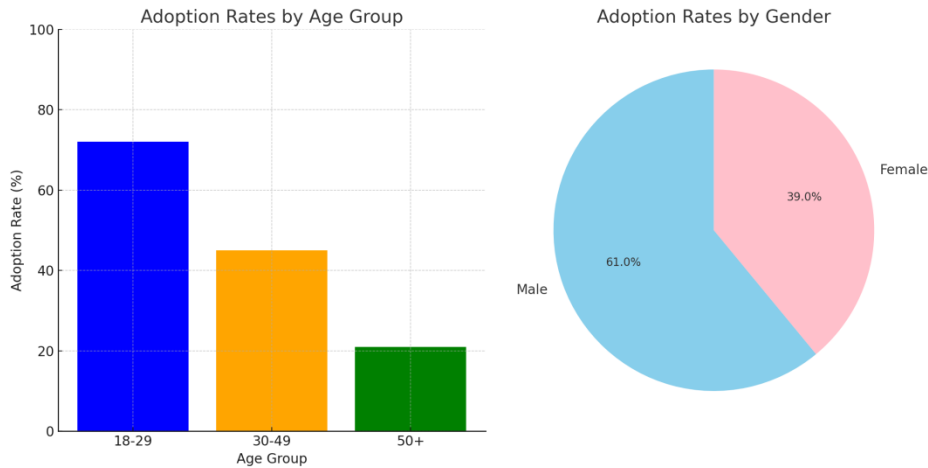


Figure 1: Adoption Rate Comparison by Age and Gender : This graph shows the pronounced age-related digital divide, with younger users leading adoption.

4.2 Influence on Consumer Spending

The study reveals significant changes in spending patterns post-adoption:

1. Spending Frequency and Volume:

Mobile payment users report a 37% increase in transaction frequency and a 25% rise in average transaction value.

2. Categories of Spending:

- **Pre-Adoption:** Spending primarily limited to cash-only purchases of essentials.
- **Post-Adoption:** Increased discretionary spending in categories such as entertainment (15% rise) and e-commerce (27% rise).

Table 5: Spending Elasticity Across Demographics

Demographic	Change in Spending Frequency (%)	Change in Discretionary Spending (%)
Younger (18–29)	+42	+35
Middle-Aged (30–49)	+28	+22

High-Income	+39	+30
Low-Income	+21	+15

Insights:

- Spending elasticity is highest among younger, higher-income consumers who leverage digital platforms for convenience and cashback offers (Hasbi, 2024).
- However, rural residents are slower to shift from essentials to discretionary spending, reflecting ongoing trust and affordability issues (Rijal & Thapa, 2024).

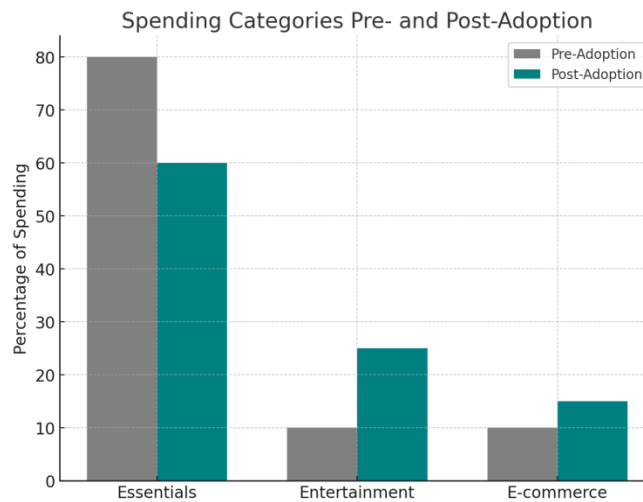


Figure 2: Spending Categories Pre- and Post-Adoption : Bar chart showing category-wise spending shifts

4.3 Barriers to Adoption

Qualitative data from interviews and focus groups highlight the following barriers:

1. Lack of Trust:

Many consumers perceive mobile payments as insecure due to fears of fraud and lack of recourse mechanisms (Dastan & Gürler, 2016).

- **Insight:** Trust deficits are pronounced among older adults and low-income groups who are unfamiliar with digital platforms.

2. Digital Literacy:

Limited understanding of mobile payment functionalities, especially among rural populations, hinders adoption (Suyunchaliyeva et al., 2021).

- **Insight:** Digital literacy programs initiated by local NGOs show promise but require scaling.

3. Infrastructure Gaps:

Poor internet connectivity and insufficient smartphone penetration in rural areas remain major obstacles (Chatterjee, 2024).

Table 6: Key Barriers to Adoption

Barrier	Affected Group	Proposed Solutions
Lack of Trust	Older adults, rural users	Build consumer confidence through awareness campaigns.
Digital Literacy	Rural women, low-income	Scale local literacy programs and community workshops.
Infrastructure Gaps	Rural residents	Government investments in mobile networks and data access.

4.4 Opportunities and Drivers

Key drivers for mobile payment adoption in North Dinajpur include:

1. Government Incentives:

Initiatives like UPI-linked cashback and subsidies for smartphone purchases are significant motivators, particularly for low-income groups (Behera & Kumra, 2023).

2. Peer Influence:

Adoption often starts with younger family members who introduce others, creating a network effect. Interviews reveal that nearly 60% of respondents started using mobile payments based on peer recommendations.

3. Local Initiatives:

NGO-led programs that integrate mobile payments into rural financial inclusion strategies have driven awareness and adoption among women and marginalized groups (Dudu et al., 2024).

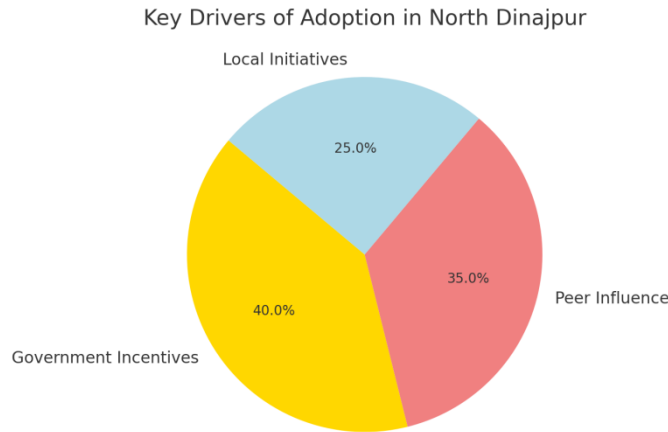


Figure 3: Key Drivers of Adoption in North Dinajpur : A pie chart breaking down adoption drivers by category

4.5 Comparative Insights

Comparing North Dinajpur with successful cases from emerging markets highlights both commonalities and unique challenges:

Table 7: Comparative Analysis of North Dinajpur, Kenya, and Indonesia

Region	Drivers	Barriers	Outcomes
North Dinajpur	Government incentives, peer influence	Digital literacy, trust deficits	Moderate adoption, limited discretionary spending
Kenya (M-Pesa)	Accessibility, simplicity	Initial infrastructure challenges	High adoption, inclusive growth
Indonesia (GoPay)	Service integration, e-commerce links	Trust and regulatory gaps	Growing adoption, significant urban-rural divide

Insights:

- North Dinajpur shares challenges with rural Kenya, such as infrastructure gaps and trust deficits. However, Kenya’s success with M-Pesa demonstrates the potential of targeted interventions such as education campaigns and agent-based models (Jin, 2022).
- Like Indonesia, North Dinajpur can benefit from integrating mobile payments with local businesses and services to drive usage (Behera & Kumra, 2023).

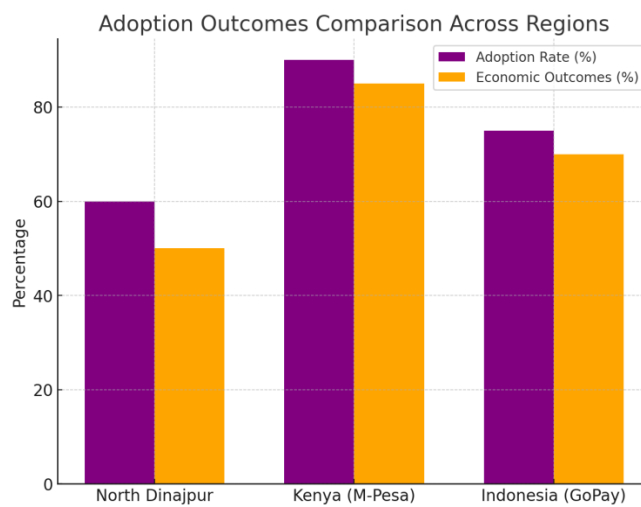


Figure 4: Adoption Outcomes Comparison : A bar graph comparing adoption rates and economic outcomes across regions

The findings underscore the transformative potential of mobile payment systems for enhancing financial inclusion and consumer spending in North Dinajpur. However, achieving widespread adoption requires addressing key barriers such as trust, literacy, and infrastructure. Lessons from global case studies offer actionable strategies, including government incentives, community-based trust-building initiatives, and integration with local services. By addressing these gaps, mobile payments can act as catalysts for inclusive economic growth in rural and semi-urban regions.

5. Policy Implications

The findings of this study underscore the transformative potential of mobile payment systems in driving financial inclusion and boosting consumer spending in underbanked regions like North Dinajpur. However, unlocking their full potential requires targeted policy interventions to address



infrastructural, educational, and trust-related challenges while leveraging incentives to accelerate adoption.

5.1 Strengthening Digital Infrastructure

Investments in robust digital infrastructure are critical to improving mobile payment adoption in rural and semi-urban areas. North Dinajpur, like many rural regions, suffers from poor mobile network connectivity and limited access to affordable smartphones and internet services (Chatterjee, 2024). The success of mobile payments in regions like Kenya with M-Pesa demonstrates how improving infrastructure can enable financial inclusion by expanding digital access to underserved populations (Jin, 2022).

Recommendations:

1. **Expand Network Coverage:** Public-private partnerships should focus on increasing mobile network coverage in remote areas through shared telecom infrastructure and subsidies for service providers (Dastan & Gürler, 2016).
2. **Affordable Devices:** Collaborations between the government and smartphone manufacturers can lower device costs through subsidies or installment-based payment schemes for low-income users (Behera & Kumra, 2023).
3. **Improved Payment Platforms:** Invest in user-friendly digital payment interfaces optimized for low-bandwidth environments and compatible with feature phones (Rijal & Thapa, 2024).

5.2 Promoting Digital Literacy

Low digital literacy remains one of the biggest barriers to mobile payment adoption in North Dinajpur, particularly among rural women and older adults (Suyunchaliyeva et al., 2021). Successful adoption in other emerging markets, such as Indonesia, highlights the importance of community-based digital literacy programs tailored to local needs (Dudu et al., 2024).

Recommendations:

1. **Targeted Educational Campaigns:** Develop multilingual digital literacy campaigns aimed at rural populations, focusing on how to use mobile payment apps safely and efficiently. These programs can be delivered through schools, community centers, and local NGOs.
2. **Peer Educators:** Train community leaders and younger individuals as "digital champions" to teach others about mobile payments, leveraging trust within social networks (Hasbi, 2024).



3. **Gamification:** Integrate gamified learning modules within mobile apps to engage users and simplify the learning process for first-time users.

5.3 Enhancing Trust and Security

Trust deficits significantly hinder adoption, with many users perceiving mobile payments as insecure and prone to fraud. Lessons from M-Pesa in Kenya emphasize the importance of robust fraud prevention mechanisms and consumer protection policies to build confidence (Jin, 2022; Tribhan, 2024).

Recommendations:

1. **Fraud Prevention Mechanisms:**

- Implement multi-factor authentication and real-time fraud detection systems within mobile payment platforms (Dastan & Gürler, 2016).
- Regularly update apps to fix vulnerabilities and communicate these updates clearly to users.

2. **Consumer Protection:**

- Establish clear grievance redressal mechanisms and ensure quick dispute resolution for failed or fraudulent transactions (Behera & Kumra, 2023).
- Educate users on safe transaction practices, such as verifying merchant identities and avoiding phishing scams.

3. **Trust-Building Campaigns:**

- Conduct trust-building campaigns to emphasize the reliability and security of mobile payment systems, featuring testimonials from early adopters in rural areas (Mishra et al., 2021).

5.4 Incentivizing Adoption

The study highlights the role of financial incentives in driving mobile payment adoption, especially among low-income and first-time users. Cashbacks, rewards, and micro-loans tied to mobile payments have proven effective in incentivizing usage in both India and other emerging markets (Dudu et al., 2024; Rijal & Thapa, 2024).

Recommendations:

1. **Cashback and Rewards Programs:**

Corresponding Author: eftesambano@gmail.com

- Collaborate with fintech companies to offer cashback incentives for first-time users and frequent transactions, particularly in discretionary spending categories like e-commerce and dining.
 - Introduce tiered reward systems to encourage repeat usage (Hasbi, 2024).
2. **Micro-Loans through Mobile Payments:**
- Partner with financial institutions to provide small-scale loans disbursed and repaid via mobile payment platforms, empowering rural entrepreneurs and small businesses (Jin, 2022).
3. **Government Subsidies:**
- Offer tax benefits or subsidies to merchants who adopt mobile payment systems, thereby creating a larger ecosystem for digital transactions (Behera & Kumra, 2023).

By strengthening digital infrastructure, promoting digital literacy, enhancing trust and security, and incentivizing adoption, mobile payment systems can be positioned as catalysts for inclusive economic growth in North Dinajpur. The proposed policy measures draw from global best practices, such as M-Pesa and GoPay, while addressing local challenges identified in this study. These interventions can create a sustainable, trust-based digital financial ecosystem that empowers both consumers and businesses in underbanked regions.

6. Conclusion

6.1 Summary of Key Findings

This study provides critical insights into the adoption and impact of mobile payment systems on consumer spending in North Dinajpur, offering a nuanced understanding of their role in fostering financial inclusion and economic growth in underbanked regions. The findings reveal that:

- **Adoption Rates and Patterns:** Mobile payment adoption is highest among younger, educated, and higher-income demographics, while rural women and older adults remain underrepresented due to trust deficits, low digital literacy, and infrastructural barriers (Tribhan, 2024; Dastan & Gürler, 2016).
- **Influence on Consumer Spending:** Mobile payment users exhibit increased spending frequency and volume, with a notable shift towards discretionary spending categories such as entertainment and e-commerce (Hasbi, 2024; Behera & Kumra, 2023).

- **Barriers and Drivers:** Key barriers include lack of trust, digital literacy gaps, and limited infrastructure, while government incentives, peer influence, and NGO-led initiatives emerge as significant drivers of adoption (Chatterjee, 2024; Dudu et al., 2024).
- **Comparative Insights:** Lessons from Kenya's M-Pesa and Indonesia's GoPay underline the importance of targeted digital literacy programs, trust-building campaigns, and integrating mobile payments with local services to accelerate adoption (Jin, 2022).

These findings are directly relevant to policymakers and businesses, highlighting actionable strategies to overcome adoption barriers and harness the economic potential of mobile payments in rural and semi-urban contexts.

6.2 Limitations

While the study makes significant contributions, it is important to acknowledge its limitations:

1. **Geographic Scope:** The study focuses exclusively on North Dinajpur, which limits the generalizability of the findings to other regions with different socio-economic and cultural contexts (Rijal & Thapa, 2024).
2. **Short-Term Analysis:** The cross-sectional nature of the study provides insights into immediate behavioral changes post-adoption but does not capture the long-term economic impacts of mobile payment systems.

Recommendations for Replication:

The methodology used in this study, including the mixed-method approach and experimental design, can be replicated in other rural and semi-urban regions. Future studies should include diverse geographic areas to provide a broader understanding of mobile payment adoption patterns and impacts across India and other emerging markets.

6.3 Future Research Directions

Building on the findings and limitations of this study, future research should explore the following areas:

1. **Longitudinal Studies:**



- Conduct longitudinal studies to track long-term behavioral and economic impacts of mobile payment adoption, such as sustained spending changes, income growth, and financial stability.
- Examine whether initial adoption barriers persist or diminish over time as users gain trust and familiarity with mobile payment platforms (Mishra et al., 2021; Dastan & Gürler, 2016).

2. **Cross-Country Comparative Studies:**

- Expand the scope of research to include cross-country comparisons with other emerging markets, such as Kenya, Indonesia, and Nigeria. Such studies can identify global best practices while accounting for local variations in adoption drivers and barriers (Jin, 2022; Dudu et al., 2024).
- Investigate the role of national policies, cultural factors, and digital ecosystems in shaping mobile payment adoption and usage across different regions.

3. **Sectoral and Gender-Specific Studies:**

- Examine the impact of mobile payments on specific sectors, such as agriculture, micro-entrepreneurship, or education, to understand their role in economic development (Chatterjee, 2024).
- Focus on gender-specific challenges and opportunities, particularly for rural women, to design inclusive digital financial policies.

4. **Integration of Emerging Technologies:**

- Explore how emerging technologies, such as artificial intelligence (AI) and blockchain, can enhance mobile payment security, usability, and scalability (Hasbi, 2024).

By addressing these areas, future research can deepen the understanding of mobile payment systems as drivers of inclusive growth, contributing to both academic scholarship and practical policy-making in emerging markets.

References

1. **Behera, C., & Kumra, R.** (2023). Two Decades of Mobile Payment Research: A Systematic Review Using the TCCM Approach.
2. **Chatterjee, P.** (2024). The Rise of Mobile Payment Systems: How Information Technology Shapes the Fintech Ecosystem.



3. **Dastan, I., & Gürler, C.** (2016). Factors Affecting the Adoption of Mobile Payment Systems: An Empirical Analysis.
4. **Davis, F. D.** (1989). Perceived Usefulness, Perceived Ease of Use, and User Acceptance of Information Technology. *MIS Quarterly*.
5. **Dudu, O. F., Alao, O. B., & Alonge, E. O.** (2024). Advancing Financial Inclusion Through Digital Payment Platforms in Emerging Markets.
6. **Hasbi.** (2024). Mobile Payment in Overspending Behavior with Gender as a Moderating Variable: Empirical Evidence from Gen Z.
7. **Jin, J.** (2022). Mobile Money for the Unbanked in Emerging Markets.
8. **Kahneman, D., & Tversky, A.** (1979). Prospect Theory: An Analysis of Decision under Risk. *Econometrica*.
9. **Mishra, V., Walsh, I., & Srivastava, A.** (2021). Merchants' Adoption of Mobile Payment in Emerging Economies: The Case of Unorganised Retailers in India.
10. **Prahalad, C. K., & Hammond, A.** (2002). Serving the World's Poor, Profitably. *Harvard Business Review*.
11. **Rijal, D., & Thapa, D.** (2024). Exploring the Impact of Online Payment on Consumer Behaviour: A Case Study of Nepal.
12. **Rogers, E. M.** (2003). *Diffusion of Innovations* (5th Edition). New York: Free Press. ISBN: 978-0743222099.
13. **Suyunchaliyeva, M., Nautiyal, R., Shaikh, A., & Sharma, R.** (2021). The Use of Mobile Payment Systems in Post-COVID-19 Economic Recovery: Primary Research on an Emerging Market for Experience Goods.
14. **Tribhan, A. S.** (2024). Adoption of Digital Payment Systems and its Influence on Consumer Behaviour in India.
15. **Venkatesh, V., Morris, M. G., Davis, G. B., & Davis, F. D.** (2003). User Acceptance of Information Technology: Toward a Unified View. *MIS Quarterly*.
16. **Utami, E. Y., Mu'min, H., & Zulfikri, A.** (2024). Bibliometric Analysis of Mobile Payment Technology Innovation in Financial Transaction Transformation.



17. **Elsotouhy, M. M., Mobarak, A. M. A., Dakrory, M. I., Ghonim, M. A., & Khashan, M. A.** (2023). An Integrated Model Predicting the Drivers of Mobile Payment Outcomes: Evidence from Emerging Markets.
18. **George, A., & Tharakan, P.** (2021). Impact of Digital Literacy on Financial Inclusion in India.
19. **Kapoor, A.** (2020). The Rise of Fintech in Rural India: Consumer Behavior Perspectives.
20. **World Bank Reports.** (2022). Digital Financial Inclusion in Emerging Markets.
21. **Jain, A., & Patel, R.** (2022). Challenges in Adoption of UPI-Based Transactions in Rural India.
22. **Singh, J., & Sharma, P.** (2020). Barriers to Mobile Payment Adoption in Semi-Urban Areas: Evidence from India.
23. **Khan, A., & Meena, S.** (2023). Impact of Government Subsidies on Digital Payments in India.
24. **Agarwal, R., & Prasad, J.** (1998). A Conceptual and Operational Definition of Personal Innovativeness in the Domain of IT.
25. **M-Pesa Reports.** (2023). Mobile Money Transforming Rural Economies: Insights from Kenya.